



# What is a Safe place?



## If you are in any danger call 999.

You use this number if you have been attacked or if you see any crime that is happening there and then.

This could be burglary, shoplifting, fighting in the street and name-calling as some examples.



**If you need support to report a crime** or bullying but you are not in any danger yourself, you must call **101**, which is the **Police Non-Emergency Number**.



# Where to get a Safe place card



**From a Safe place**



**From a Library**



# Who is Safe places for?



Anyone who feels **vulnerable**.

This might be a person who is lost in a town or city they do not know very well and/or may feel scared that they could be attacked because they have a disability.



**Anybody else?**

It is also for children aged 11 plus.

# Why would you use a Safe place Card?



To get **help** if you feel worried or scared when you are out.



If you need a phone so you can **ask** for help.



This could also be if you are being **bullied**.



If someone is **calling** you **names**.



If someone **steals** from you.



If you are feeling **anxious** or **upset**.



If you are feeling **unwell** or have become **lost**, so you can find your friend or family.



If you have been **mugged** (which means a stranger taking your bag or something else that belongs to you), you can call for help and someone may come to your rescue.





You can also go to the **Police** if you want.



It is your **choice** whatever you **decide** to do.

# What will happen?



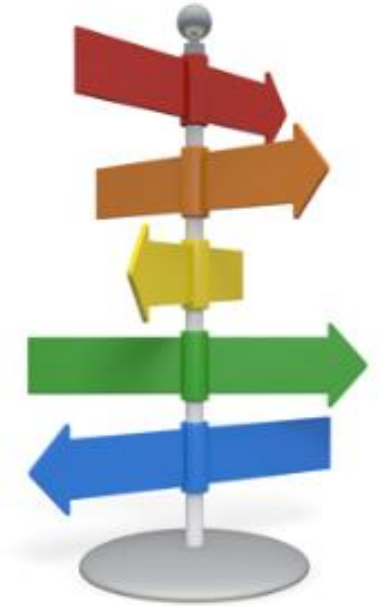

- Go into the shop or other **public place** where there is a Safe place logo. You could use the **Norfolk Safe place finder website** to help with directions.
- Go to the nearest counter and show your Safe place card
- Staff will ask you what the problem is. They can make a phone call for you, or you can use their phone.



Video explaining Safe places

[www.norfolk.gov.uk/safeplacesvideo](http://www.norfolk.gov.uk/safeplacesvideo)

# Norfolk Safe place finder website



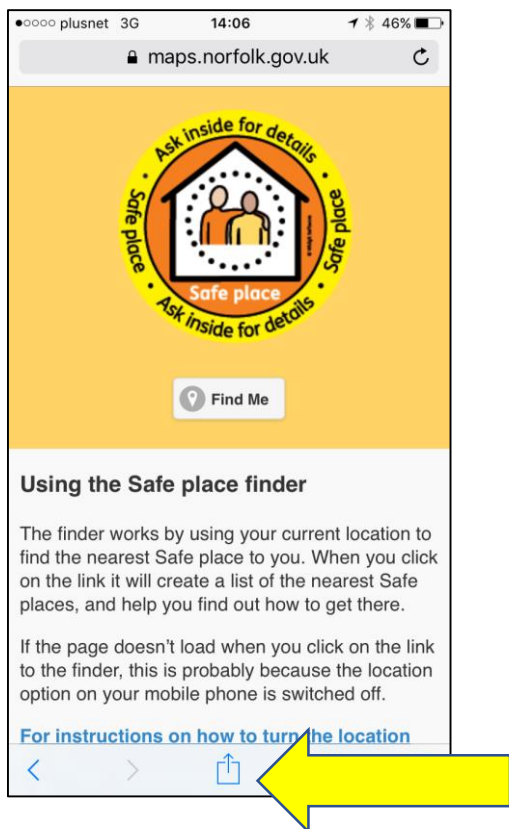
1) You will need to check your mobile phone is able to connect to the internet and **location** is turned on

2) Add a link to the **Norfolk Safe place finder website** on your mobile


3) The website will give you directions, a map and a picture to help you

# Save website to iPhone homescreen

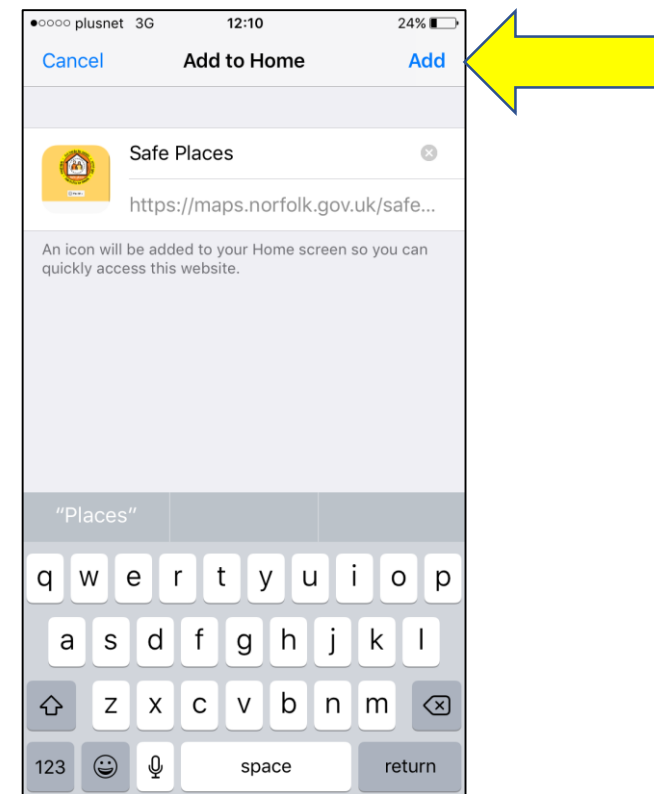
➔ Go to: <https://maps.norfolk.gov.uk/safeplaces/>



1) Click on the 'Sharing' icon



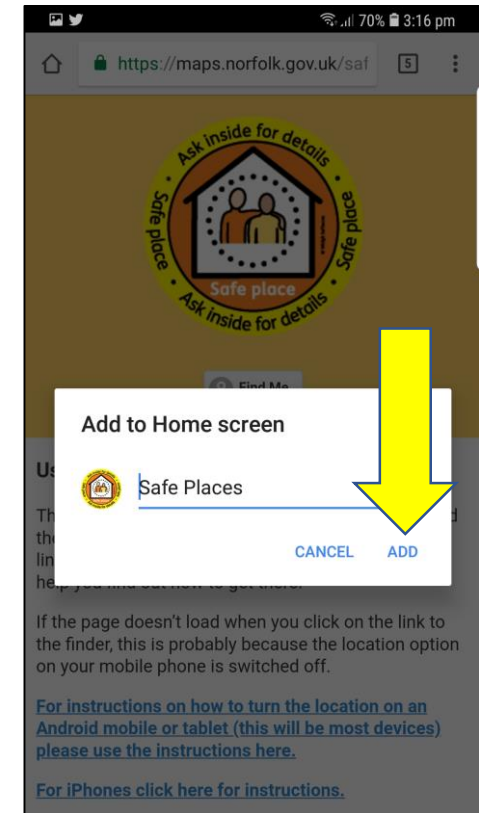
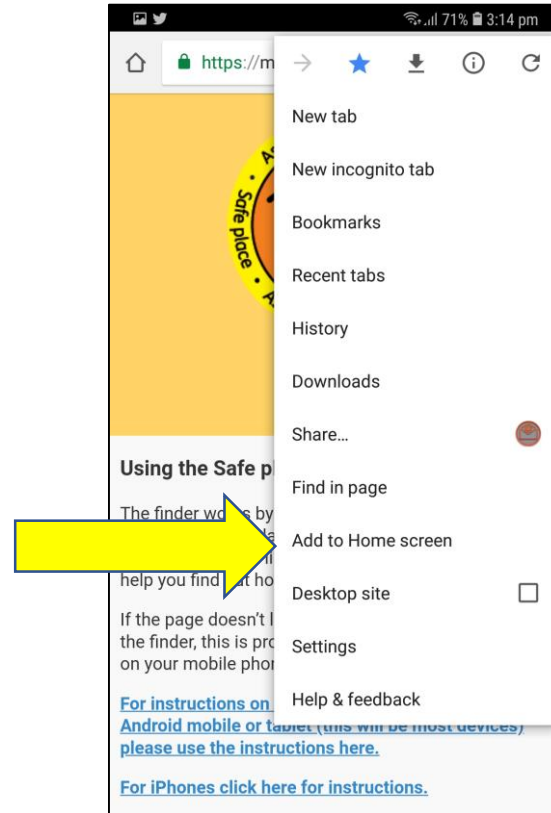

2) Scroll to 'Add to Home Screen' button and click



3) Click on 'Add'. The website link will go on the home screen

# Save website to other phones' homescreen

➔ Go to: <https://maps.norfolk.gov.uk/safeplaces/>



1) Click on the 3 dots in the top right hand corner

2) Click on 'Add to home screen'

3) Click on 'Add'. The website link will go on the home screen



## About this easy read guide

This was put together with a group of people at Opening Doors, who came up with some great ideas.

It was then passed onto Paul McCluskey at Opening Doors who changed it into an easy read format.

### Information



### In partnership with:

Norfolk County Council  
Norfolk Police Constabulary  
Opening Doors

