










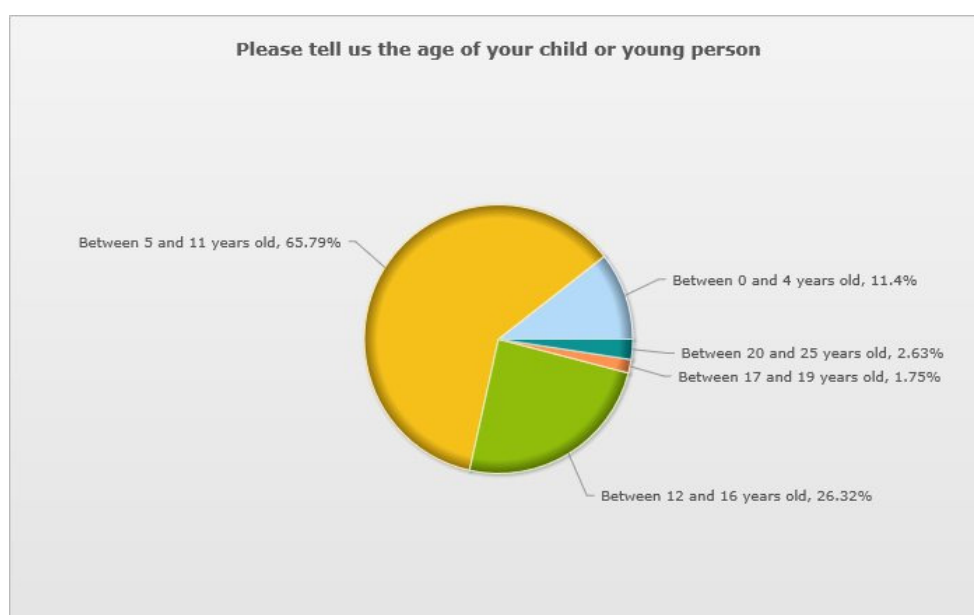


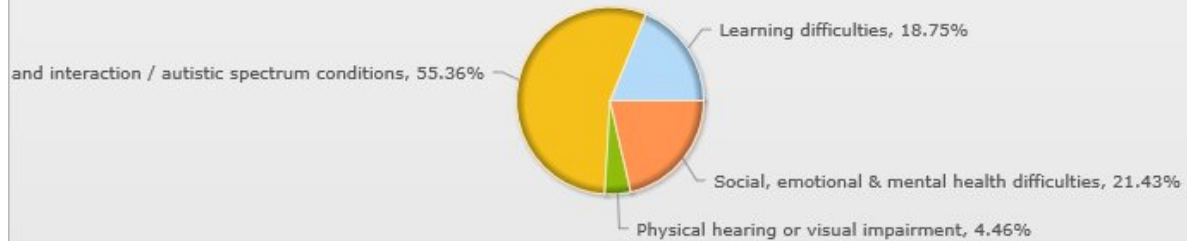
SEND Sufficiency Consultation – Summary of Results

Breakdown of respondents			Response Percent	Response Total
1	Parent or carer		45.97%	114
2	Child or young person		0.00%	0
3	SENCO		15.73%	39
4	Teacher		9.68%	24
5	Support staff		5.65%	14
6	Member of Leadership Team / Multi Academy Trust		8.87%	22
7	EHCP (Education, Health and Care Plan) Coordinator / team member		2.02%	5
8	Other Local Authority Education professional		2.42%	6
9	Health professional		2.42%	6
10	Employee in social care		0.00%	0
11	Employee in the charity sector		1.61%	4
12	MP or Councillor		0.81%	2
13	Other (please specify):		4.84%	12
			answered	248
Other (please specify): (12) – predominately governors / x2 grandparents				

Age of parent / carer's child/young person:

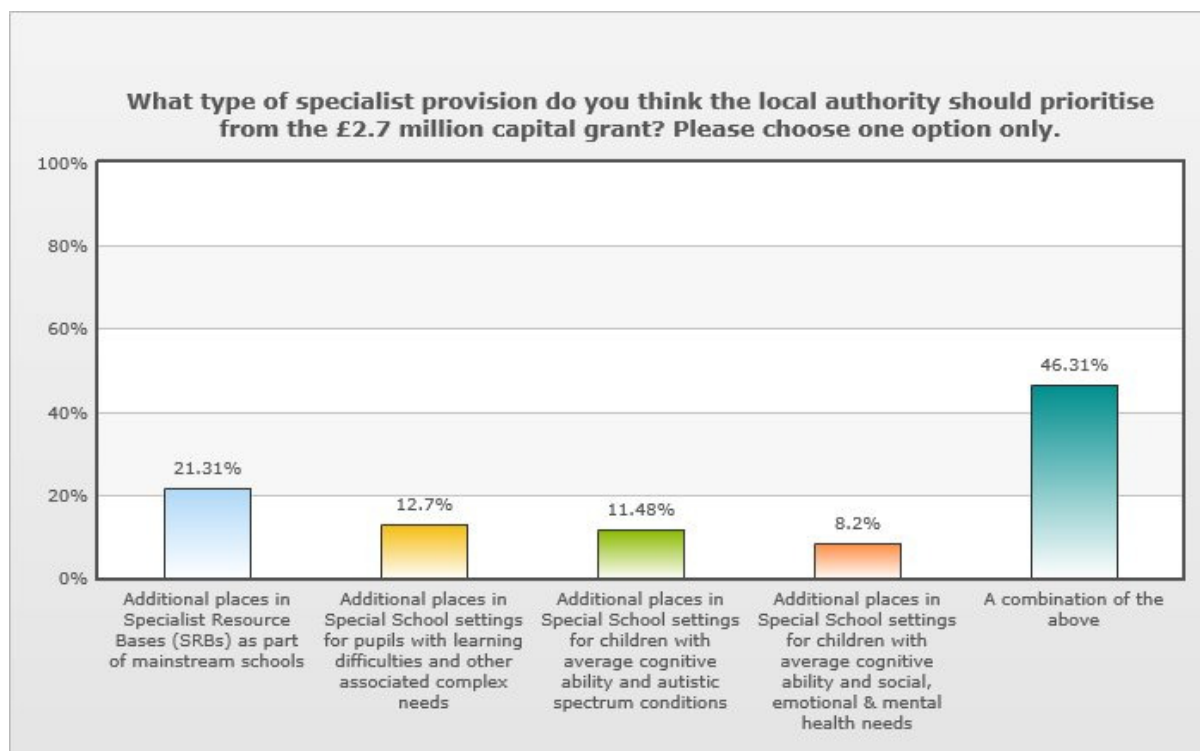


If your child or young person has special educational needs, please tell us what you consider to be their main area of need.



Breakdown of education setting responses:

		Response Percent	Response Total
1	Early Years	1.01%	1
2	Primary maintained school or academy	60.61%	60
3	Secondary maintained school or academy	17.17%	17
4	Alternative Provision	7.07%	7
5	Independent School	0.00%	0
6	Non Maintained Special School	13.13%	13
7	Further Education / College	1.01%	1
8	Independent Specialist College	0.00%	0
9	School Sixth Form or Sixth Form College	0.00%	0
		answered	99
		skipped	149








We also asked: The local authority is considering the use of the funding to create additional places in various types of provision, and we would like to know your views on these. You have three votes to denote which types of provision you think we should prioritise.

(You can use your three votes to choose the same option three times, or choose something twice and one other option once, or you can choose three different options.) This will tell us how important each provision is to those who respond to this survey.

You said:

Provision Type	Response Total	% Total Votes
Additional places for children with autism and average cognitive ability in Specialist Resource Bases (SRBs)	114	16.06%
Additional places for children with autism and average cognitive ability in a Special School setting	127	17.89%
Additional places for children with social, emotional & mental health needs in Specialist Resource Bases (SRBs)	126	17.75%
Additional places for children with social, emotional & mental health needs in a Special School setting	113	15.92%
Additional placements for children with less complex learning difficulties within Specialist Resource Bases (SRBs) in mainstream schools	102	14.37%
Additional places for children who have complex learning difficulties and associated complex needs in Special School settings	128	18.03%
Total	710	100.00%

Where in the county do you think Norfolk should prioritise the options you have chosen in the questions above?

			Response Percent	Response Total
1	Norwich		35.68%	81
2	East Norfolk		13.22%	30
3	South Norfolk		11.01%	25
4	West Norfolk		25.11%	57
5	North Norfolk		14.98%	34

Please give reasons for your choice. (177)

You said:

“Pretty much anywhere to be honest as lacking everywhere”

“West Norfolk only has 10 primary ASD placements in the SRB at Nelson academy. The nearest SRB for secondary age pupils is at Neathered in Dereham which is a long way for most children to travel. These are both over subscribed and SRB's should be opened for both primary and secondary in the King's Lynn area.”

“There is also a requirement for a school like the Wherry in West Norfolk as there is currently no provision of this type in the area. This means that complex needs schools have to take children with ASD that can't cope in mainstream but are capable of achieving more given the right support and provision of they are traveling to Norwich(Wherry) or Cambridge(Gretton) to get the right education. The LA would save money on independent school fees and transport costs by opening the right provision in West Norfolk.”

“ASD children can not always cope with spending an hour in a car or bus to get to provision in Norwich.”

“The complex needs schools within Norwich are excellent, but do not have enough places available and are oversubscribed. For those children with autism, SRBs offer the best provision.”

“We critically need maintained provision in the east of the county for SEMH difficulties. “

“A number of children with complex learning difficulties are travelling from Great Yarmouth to Cromer / Norwich to access an appropriate school place, if there was more provision within Great Yarmouth this would have a knock on effect by freeing up spaces within Norwich schools for those who live in South / North / West Norfolk.”

“Limited options for SRBs in South Norfolk - especially for primary autism.”

“North Norfolk is a large area and existing NCC property and premises could be used to develop capacity. Expansion will build on current demand and good reputation of the school”

“There are insufficient places in the East particularly for pupils appropriate for ASD SRB.”

“The Kings Lynn area seems to be under resourced. There is no SRB for learning and Cognition. We need a KS1 SRB and a KS2 SRB I. Kings Lynn. We also need a KS1 SRB in Great Yarmouth.”

“Provision locations will always be an issue with children spending significant time each day travelling. However, developing provision in Norwich initially could enable children from a range of areas to be considered for places. There are also opportunities for enrichment projects and facilities that a city location could offer as well as offering outreach to schools in the locality to support children who are not able to access a place.”

“I believe this is an across county issue but any way of increasing places will reduce the pressure and help meet need.”

“There are vast numbers of children needing help in this area and this is where the resources are more stretched. Working in an infant school myself I see the numbers of children with needs are increasing but resources seem to be less and less. Accessing mental health services and specialist services is horrendous and at school these children are not given specialist support or help to ensure they have a chance at a successful future at all. This situation is worsening not getting better.”

“It's taken almost a year to find my son a provision and that's only because a new school is opening. There is NO support for SEMH below year 3”

“And East Norfolk equally. There appears to be a lot of pupils travelling out of these areas each day, costing a huge amount of money.”

“Children from the Great Yarmouth area are having to travel a long way to access SRB provision due to low number of places in that area.”

“There is a real shortage of support in West Norfolk for children who can access mainstream education but need support for their emotional well-being.”

“Very difficult to determine an area but I think it would be ill-advised to look to Norwich for prioritisation. Geographically we are a very wide area I think that to cut down on transportation lengths for SEND CYP in the other areas of Norfolk, other locations should be prioritised.”

“There are no SRB places for children with ASD in South Norfolk/Breckland”

“There is no secondary SRB provision for children with ASD in West Norfolk meaning that children have nowhere to transfer to without travelling for over an hour, also there is no ASD provision like the Wherry in this side of the county. We end up with children in complex needs schools that should be in ASD schools like the Wherry as there is no suitable provision, staying in mainstream with a great risk of exclusion, bullying and anxiety or being home educated.”