

Norfolk Childcare Sufficiency Assessment 2017



Introduction

Norfolk's Statutory Duty



- Norfolk County Council is required to report annually to its elected council members on how it meets its duty under the Childcare Act 2006 and to make this report available and accessible for parents
- Local Authorities have a statutory duty to work with providers from the private, voluntary, independent and maintained sector to create sustainable, accessible, affordable and high quality childcare, sufficient to meet the needs of parents and carers and to say how any gaps in childcare provision will be addressed

Index

	Slide		Slide
Key Findings for Norfolk	4 - 6	Supply - Costs	15
National Picture - Providers of childcare	7	Supply - Changes in Childcare Costs	16
National Picture - Parents	8	Supply - Childcare Places	17
Demand for childcare	9	Supply - Opening hours Flexibility	18
Demand - Take Up & Early Years Pupil Premium	10	Supply - Stretched Offer Flexibility	19
Demand - Extended Entitlement - 30 Hours	11	Supply - Under two's childcare places	20
Demand - 30 hours Parental Survey	12	Supply - Funded places for eligible two year olds	21
Supply – Providers	13	Supply - 30 hours providers - childminders (map)	22
Supply - Changes in the Childcare Market	14	Supply - 30 hours providers – groups (map)	23

Index cont.

	Slide		Slide
Supply - 30 hours providers per sector	24	Supply - Out of School Childcare Places	33
Supply - Quality – Ofsted Inspection Outcomes	25	Supply - Breakfast Clubs	34
Supply - Quality – Group Providers	26	Supply - After School Clubs	35
Supply - Quality - Childminders	27	Supply - Holiday Playschemes	36
Supply - Accessibility and Inclusion - LAC	28	Supply - Out of School Childcare - Provision	37
Supply - Accessibility and Inclusion - Rurality	29	Supply - Out of school childcare - Charges	38
Supply - Accessibility and Inclusion - SEND/Disability	30	Early Years Foundation Stage Profile (EYFSP)	39
Supply - Accessibility - Family Information Service	31	Actions	40
Supply - Out of School Childcare	32	References	41

Key Findings for Norfolk



- Norfolk is growing and changing - 62,800 new homes planned and 45,000 new jobs over the next 10 years will impact on demand and calls for an expansion of childcare provision
- There is generally sufficient 0-5 childcare to meet current demand though a shortage of 30 hour places is anticipated by summer 2018
- The quality of childcare in Norfolk is very high - 94.5% of providers Good or Outstanding
- The average cost of childcare is £4.14 per hour
- Many families adapt their work pattern or use informal care such as grandparents or friends to manage their childcare though this may change with increased funded childcare being offered
- Out of school provision is very limited but appears to meet demand
- There has been a higher than national decline in the numbers of childminders in the last 5 years (35% compared to 24% nationally)

Key Findings for Norfolk



- The number of settings closing this year has been balanced by an equal number of new provisions
- Accessing a baby place has remained difficult with the ratio of 1 place per 10 children, the same as last year
- 69% of funded providers (56% of all providers) have signed up to offering the extended hours for the 30 hour entitlement
- Take up levels for funded childcare are high with 87% of 3 and 4 year olds accessing their universal free 15 hour place and 83% of eligible two year olds
- At the Early Years Foundation Stage the percentage of Norfolk Children achieving a good level of development remained in line with the national average but the percentage exceeding this level is around half the 2016 national average

National Picture

Providers of childcare



- The childcare market is dominated by single-site providers, with large nursery chains forming only a minority of the market, despite trebling their nurseries since 2002
- There has been a steep decline in the number of childminders with numbers having dropped by 24% since August 2012
- Providers have a number of additional financial costs including the national living wage, pensions and rises in business rates which continue to impact on their sustainability
- A new national funding formula was introduced in April 2017

National Picture

Parents



- Research findings show some parents are confused and need information about changes to the free entitlement and choice of childcare
- The cost of childcare in the UK accounts for more than a third of a couple's average household income
- The 30 hour entitlement is aimed at helping families by reducing the cost of childcare and supporting parents into work or to work more hours, should they wish to do so
- Some parents will be around £5,000 per year better off if eligible and taking up the full 30 hour entitlement

Demand for childcare



There are: -

- 132,855 children in Norfolk aged 0 - 14
- 42,335 children are 0 -5 years olds (Nov 17)

And there are: -

- 15,108 Childcare places for children under five in Norfolk
- 12,886 Out of school childcare places for 5 – 11 year olds

62,800 new homes are planned by 2026 resulting in a potential rise of 6,028 more 3-4 year olds, if all the development goes ahead.

Please note: Childcare places are very difficult to count accurately because providers often alter the age range of a place due to demand and there is no consistency on how places are counted when reporting on sufficiency. Counting place number is recognised nationally as difficult due to the various factors that influence availability, like demand. The number of places above are counted using the number of children who can access a provision at any one time. Up to 3 children may access each place throughout a week

Demand

Take Up & Early Years Pupil Premium (EYPP)

- 83.2% of eligible two year olds in Norfolk took up their funded childcare place in summer 2017 (2,323 out of 2,793). There are 6683 places being offered by childcare providers. This means 470 disadvantaged children are not benefiting from accessing their free place
- Nationally the number of 2 year old children benefitting from funded education has fallen by 2.2%. Norfolk is showing an increase of 1%. Due to benefit changes the number of eligible children has also fallen
- Current take up of the entitlement of 15 hours per week funded childcare for 3 and 4 year olds is 87%
- 84% of parents surveyed in April 2017 said they would like to take up the 30 hours free childcare offer when introduced in September 2017
- During Summer 2017 there were 1912 children in Norfolk who were in receipt of the EYPP. During Summer 2017 around 60% of providers claimed EYPP funding, rising from 52% at its introduction in summer 2015

Demand

Extended
Entitlement

30 hours free
childcare

Number of eligible children

- Total number of 3-4 yr olds in Norfolk is approximately 18,751 and 40% of 4 year olds are in school reception classes
- Currently there are no exact figures for how many families are eligible for the 30 hours of free childcare
- In November 2017 there were 2,600 children accessing the extended entitlement. The DfE anticipated 5,200 children in Norfolk would be eligible
- Nationally, the estimate is that 42% of 3 and 4 year olds are eligible for the additional hours equating to 390,000 children
- It is anticipated that savings made via the extended entitlement may lead to higher demand for childcare for under 3's and out of school childcare

Demand

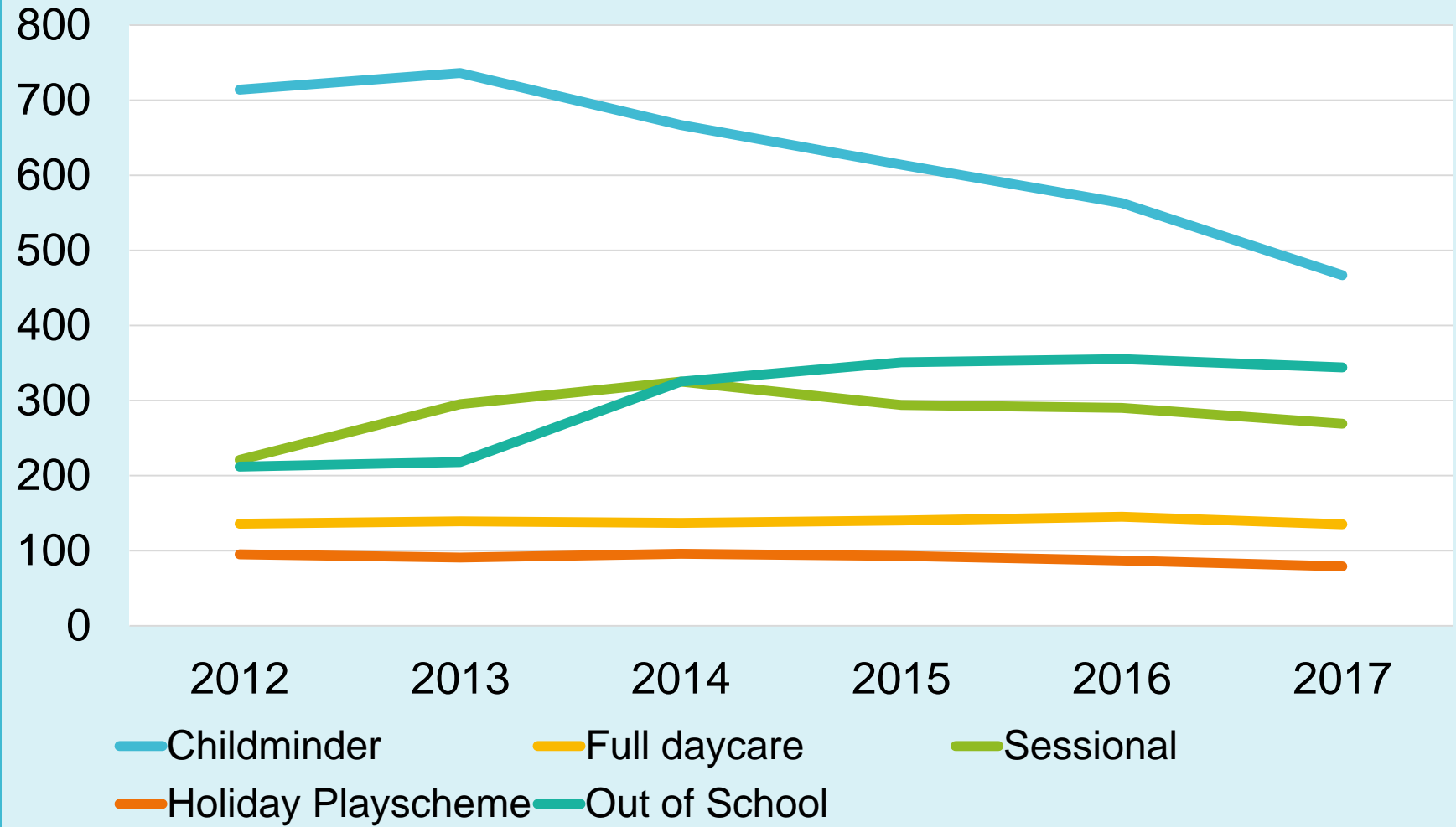
Introduction of 30 hours free childcare, Parent Survey Results

A county wide parental survey was carried out by providers in April 2017 regarding the introduction of up to 30 hours free childcare from September 2017: -

- 62% of those surveyed indicated they would take between 16 – 30 hours
- 88% say they are still needing to use more than 30 hours of childcare per week
- 73% of parents surveyed said they need all year round childcare
- 30% of those surveyed said they needed to use some of their extended entitlement in the early morning, evening and weekend

Supply Providers

Norfolk Childcare Providers by Type 2012-2017



Supply

Changes in the Childcare Market

- There has been a 17% drop in CM's compared to last year's registrations
- The number of Home Childcarers has remained relatively constant (79)
- Group childcare has balanced with:-
 - 19 providers closed
 - 10 remain closed (5 voluntary and 5 private)
 - 19 group childcare providers opened
 - 4 are expanding their provision and 4 are new providers
 - 9 reopened having changed ownership

Supply

Costs

£££

Average Hourly Cost of Childcare November 2017



Supply

Changes in Childcare Costs

- Since last year the average childcare charges to parents have increased as follows:-
 - Pre-schools by 8.3%
 - Day care by 4.4%
 - Childminders by 1.4%

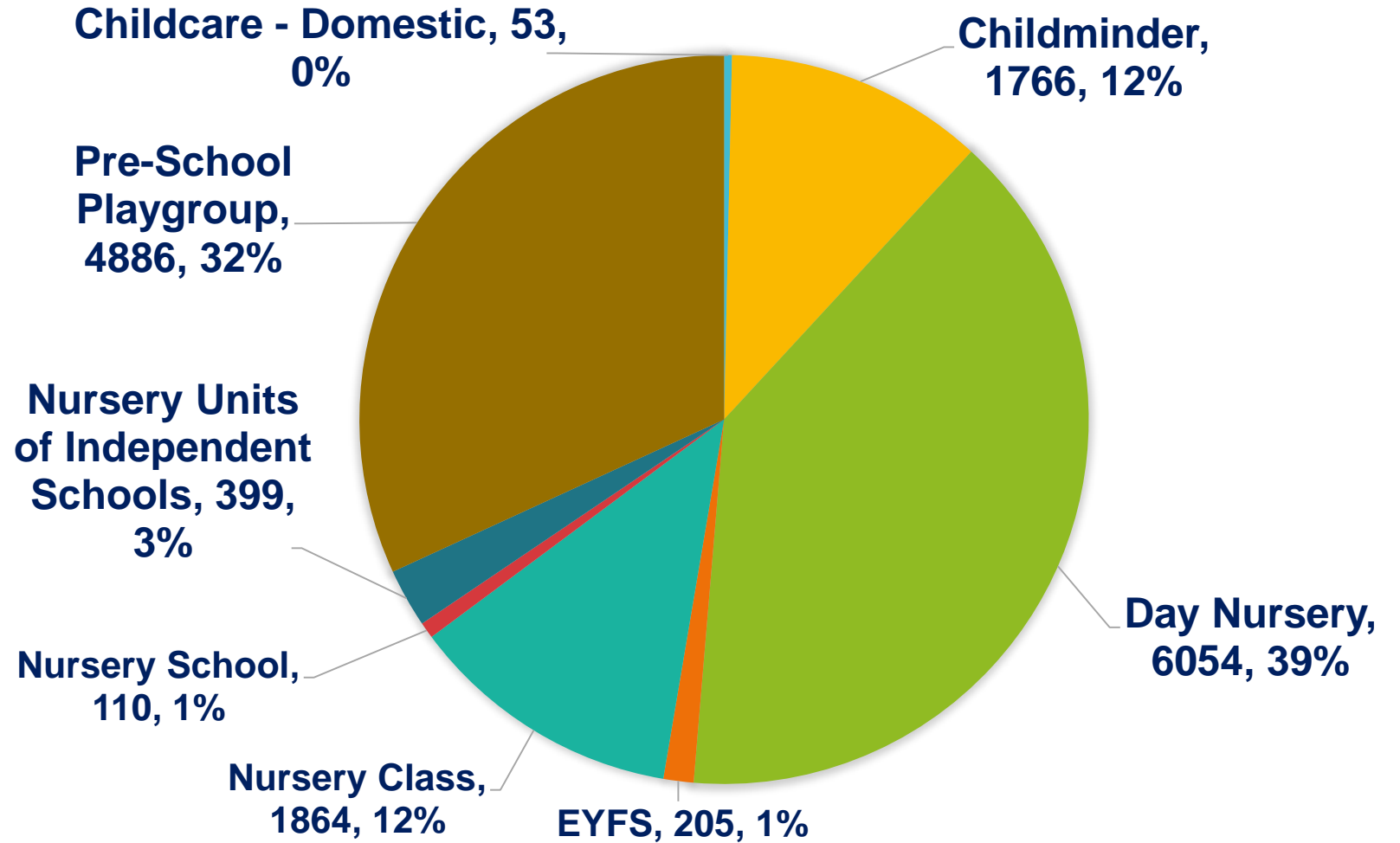
- The average increase in the cost of childcare in Norfolk is 4.7%



Supply

Childcare Places

NUMBER OF PLACES AT ANY ONE TIME



Supply

Opening Hours Flexibility

- Local authorities need to ensure that childcare is available to meet the needs of working parents. Most full daycare providers open 8 am – 6 pm. New operational guidance allows for funded childcare to be accessed between 6 am and 8 pm.
- Analysis of opening hours suggest that overall childcare in Norfolk is flexible enough to meet the current demand of working parents, though this is linked to the higher than average part-time workers in Norfolk. Childminders are the most flexible, opening within a range from 5 am - midnight. The earliest day-care provider opening time is 6.30 am and the latest closing time is 7 pm. Pre-schools tend to be less flexible

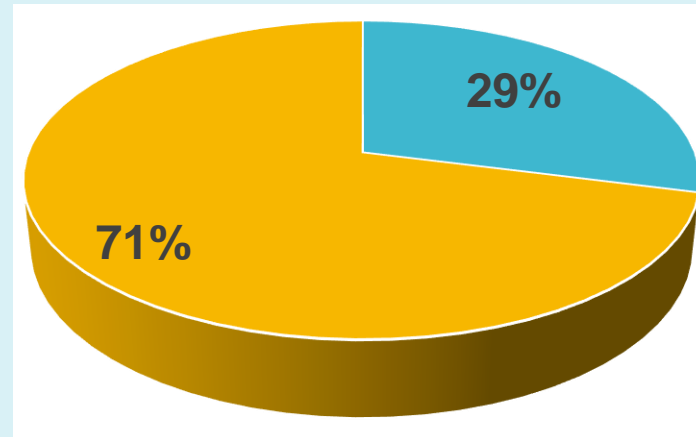
Supply

Stretched Offer Flexibility



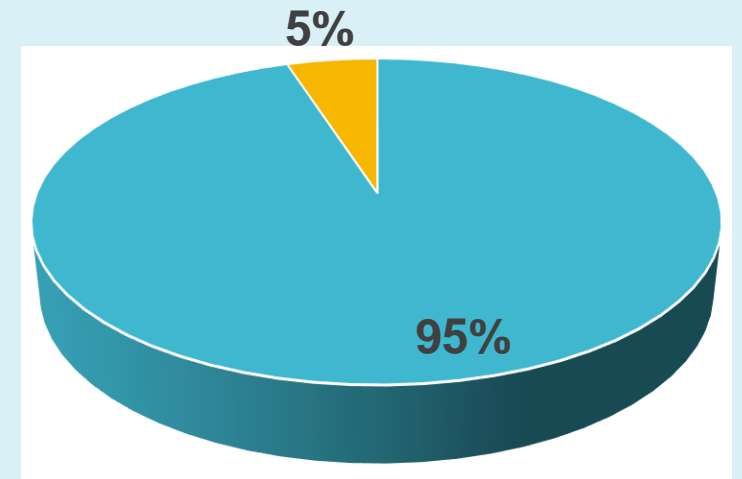
- In Norfolk childminders are more flexible in the hours that they work and are mainly open throughout the year which helps working parents.
- The majority of group childcare settings are only open during term times which will impact on the delivery of the 30 hours

Settings



■ Open all year round ■ Term Time only opening

Childminders

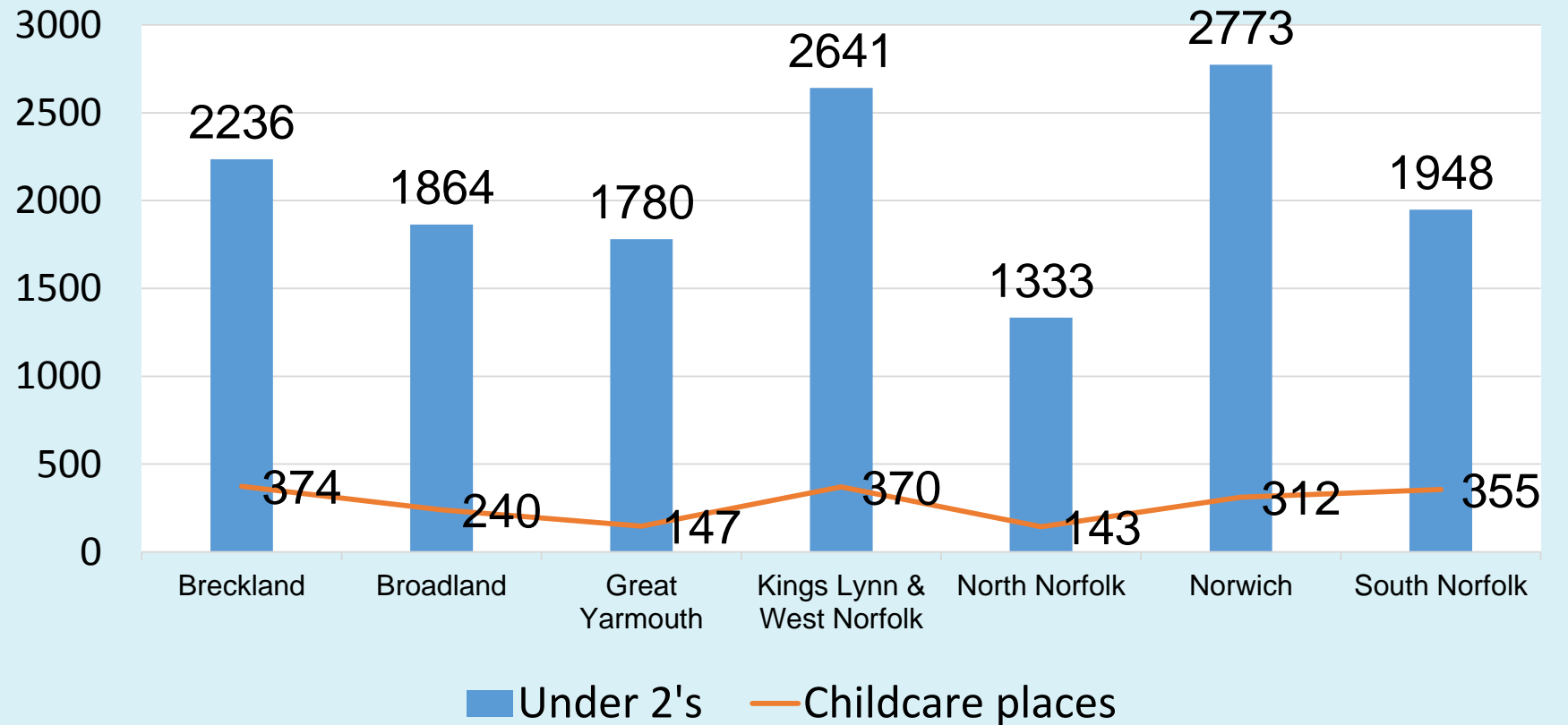


■ Open all year round ■ Term Time only opening

Supply

Under two's Childcare Places

Number of Childcare Places for Under Two's



The number of children under 2 has reduced by 2,727 over the last year as places have increased by 105

Supply

Funded places for eligible 2 year old

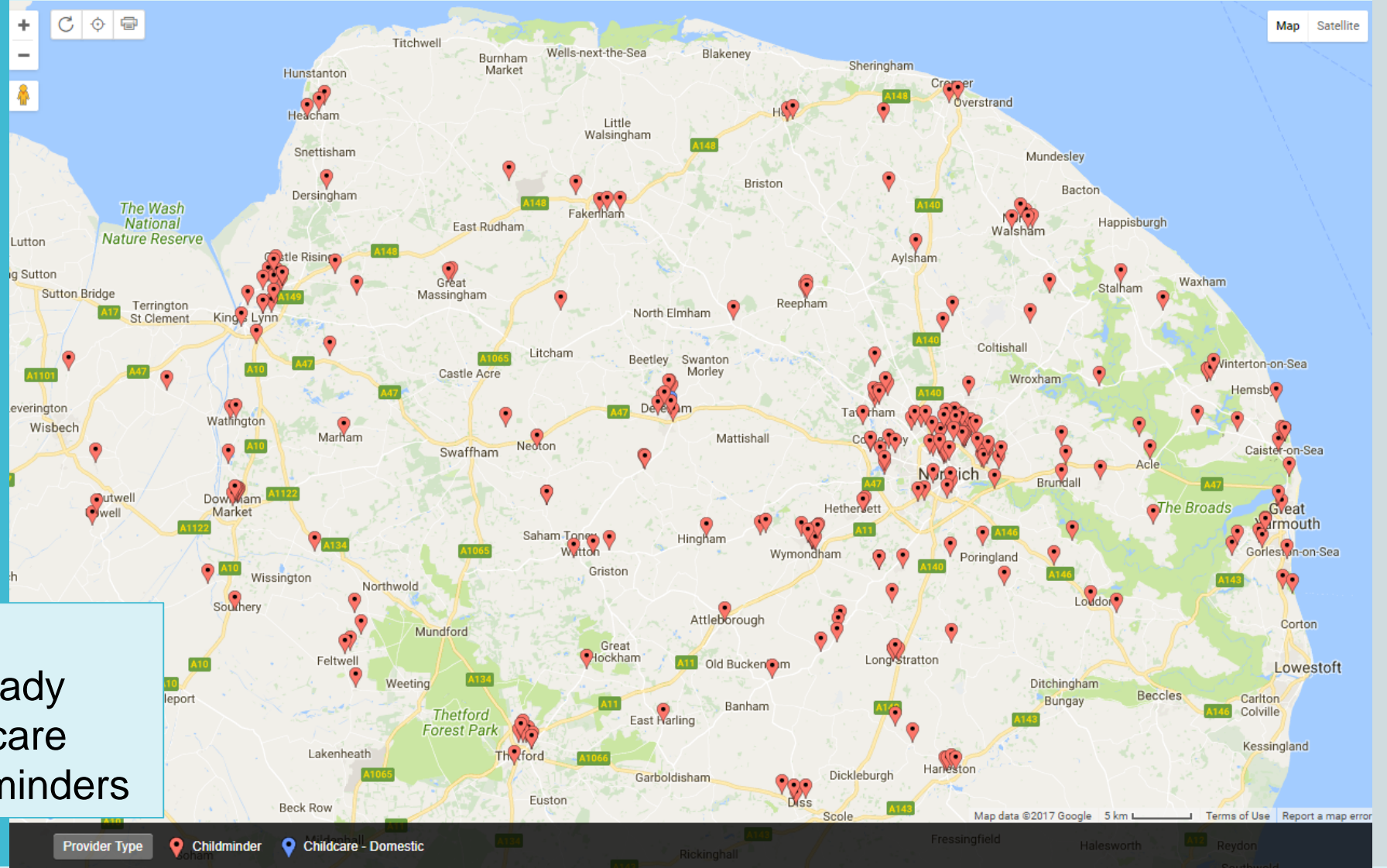
- In Norfolk 99% of eligible children access their funded 2 year old place with a provider judged 'Good' or 'Outstanding' by Ofsted
- This is higher than the national average which is 97%
- Since April 2017 a funded 2 year old place is worth £2,964



Supply

30 hours
funded
Providers

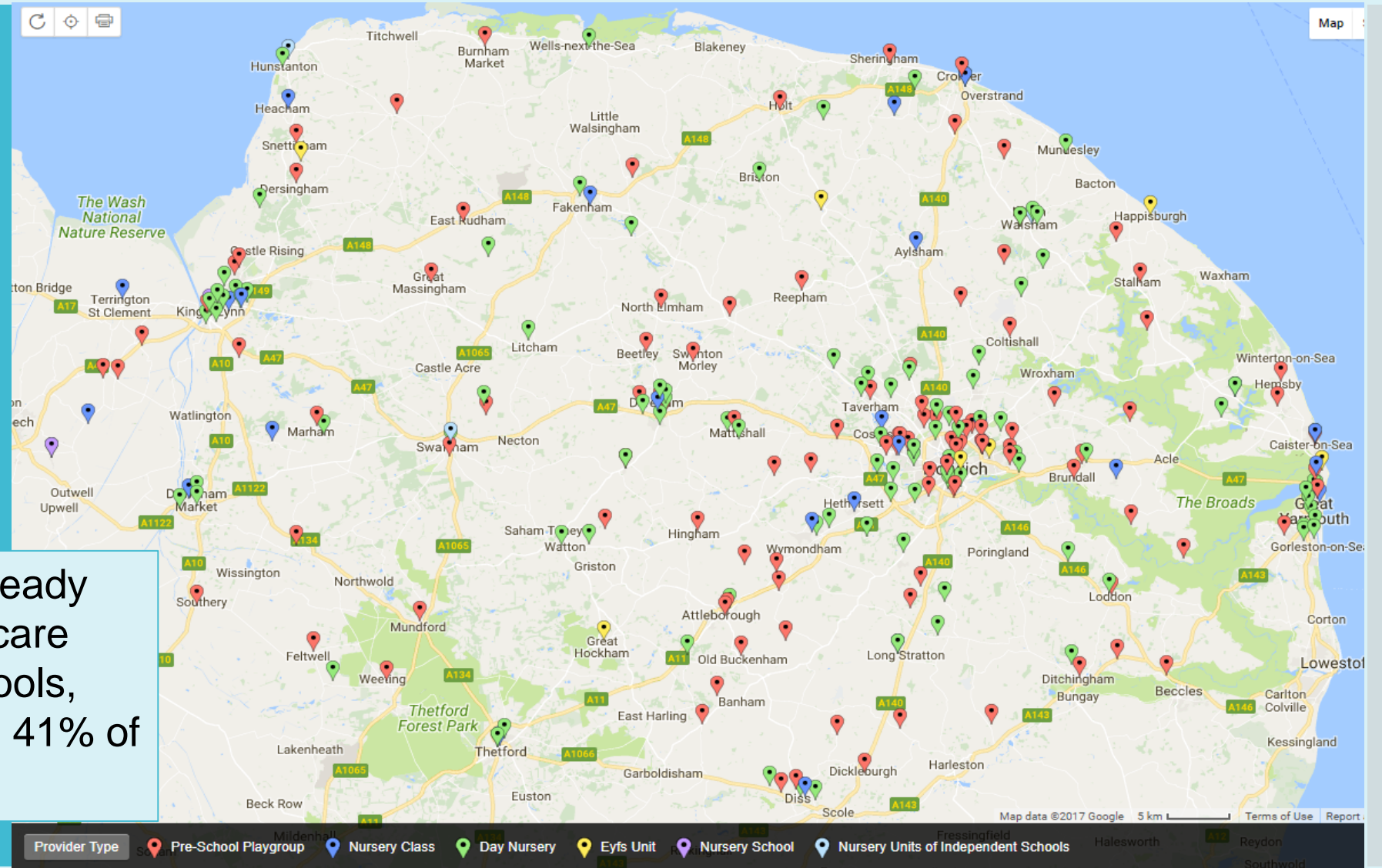
260 **Childminders** and one **Childcare-domestic** are already offering 30 hour funded childcare places - 81% of funded childminders



Supply

30 hours
funded
Providers

273 **Group providers** are already offering 30 hour funded childcare places – 63% of all Pre-schools, 79% of all Day Nurseries and 41% of all Nursery Classes

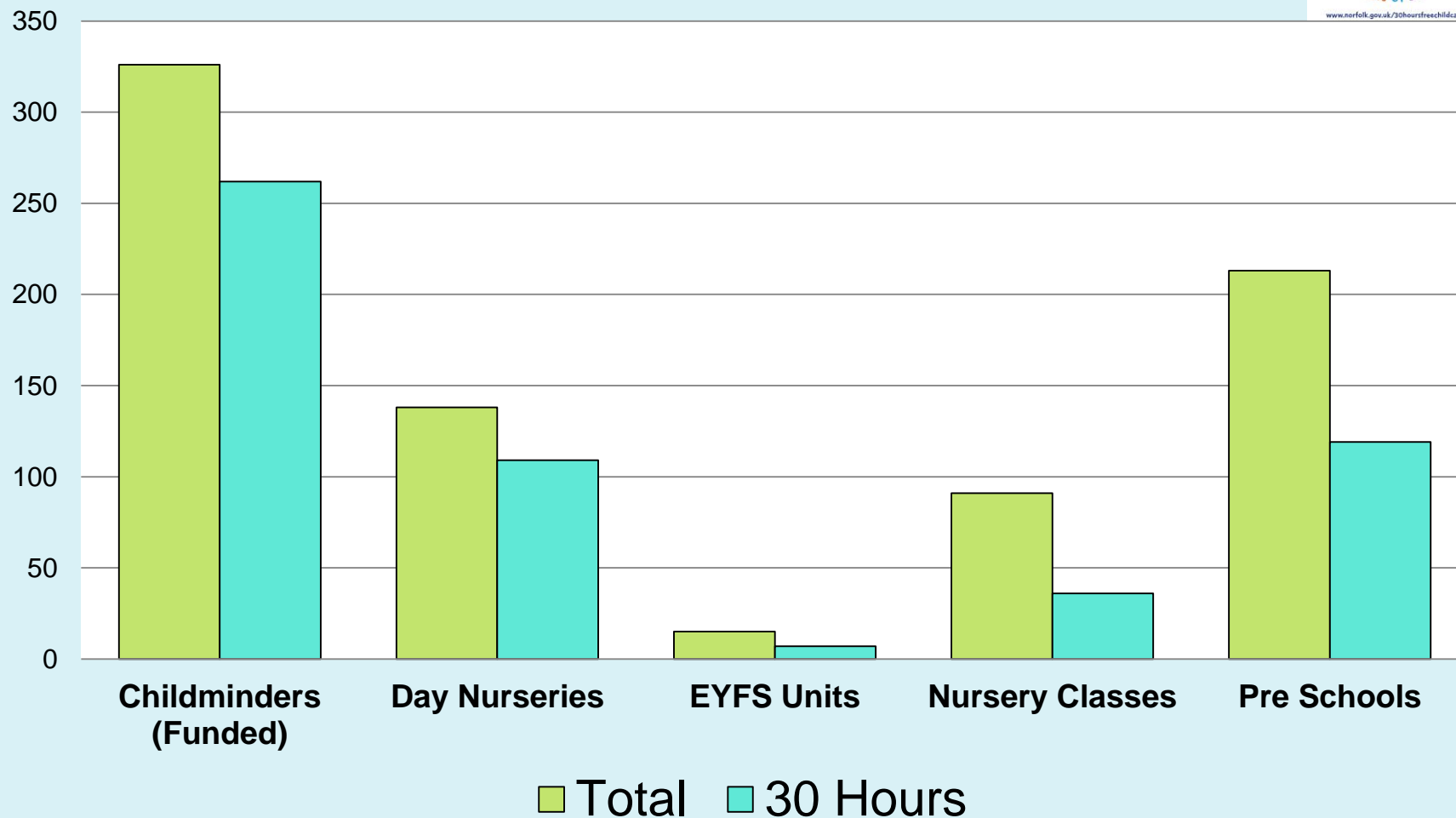




Childcare Providers Offering 30 hours

Supply

30 hours
funded
childcare
providers

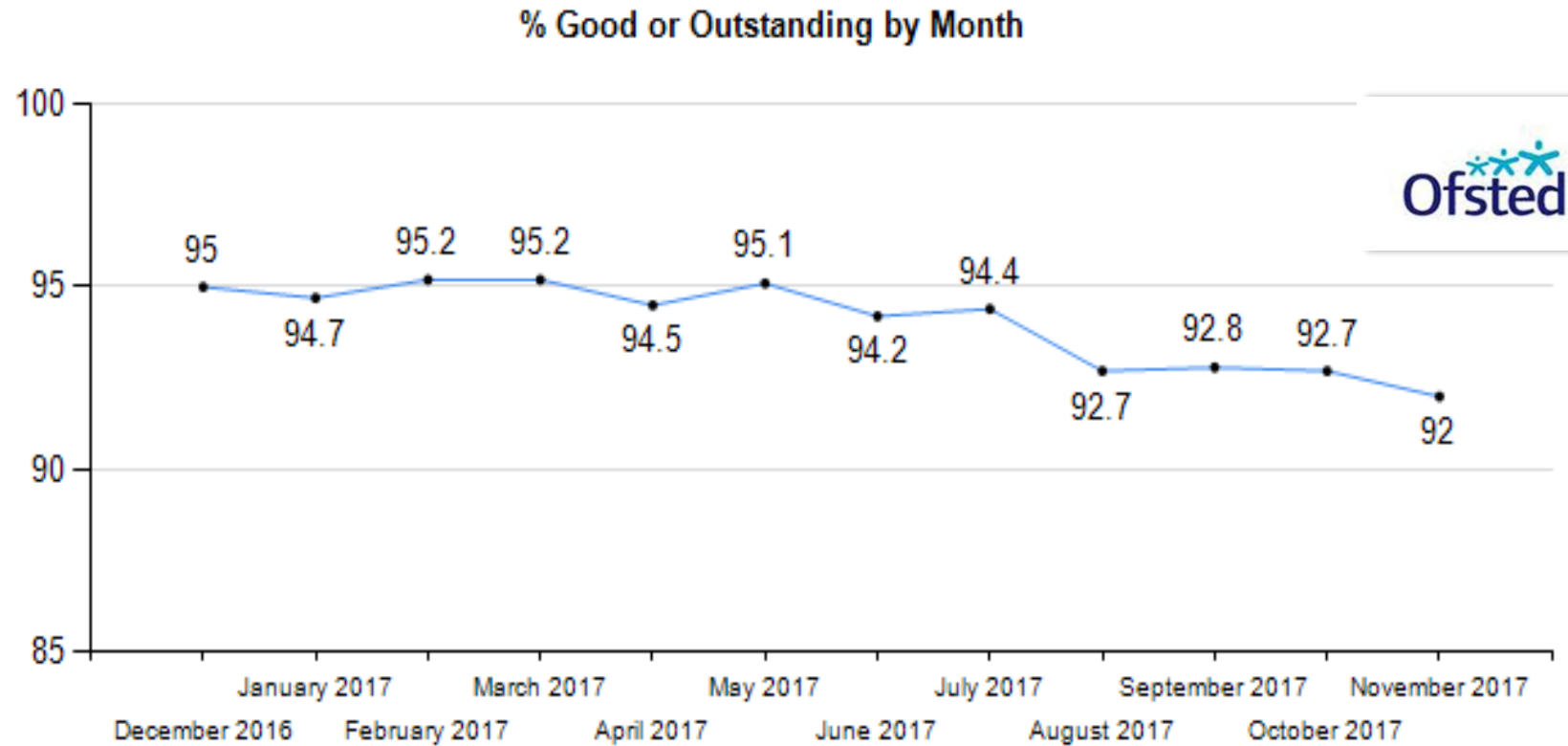


Good or Outstanding Early Years Group Providers

Supply

Quality

Early Years
Group
Providers



Though there is no specific reason why quality has dropped, trends for Requires Improvement judgements include:-

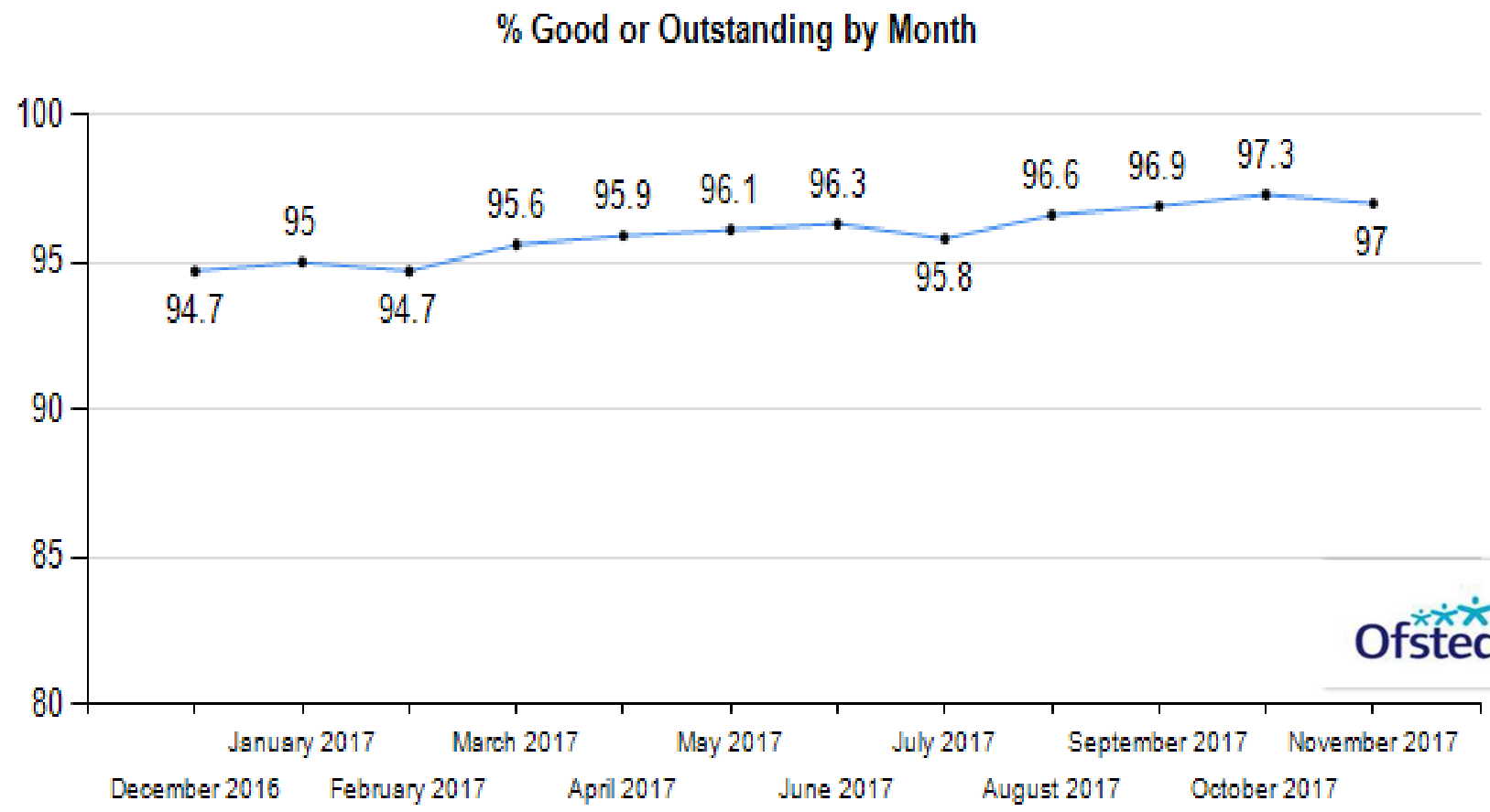
- Providers have not notified Ofsted of changes to their committee or ensured staff DBS checks are completed
- Some providers do not have robust staff supervision arrangements in place

Supply

Quality

Childminders

Good or Outstanding Childminders



Supply

Accessibility and Inclusion

Looked After Children

Looked After Children accessing their Early Education Entitlement in Autumn 2017 term only

	City & South	North & East	West & Breckland	Norfolk
2 yr accessing	2	1	3	6
3-4 yrs accessing	5	11	3	19
Total accessing	7	12	6	25
Total eligible	23	25	18	66
Percentage accessing	30%	48%	33%	38%



- Looked after children are less likely than their peers to access early education (Family & Childcare Trust)
- Norfolk's Virtual School is liaising closely with social workers and foster carers to promote the importance of accessing pre-school provision

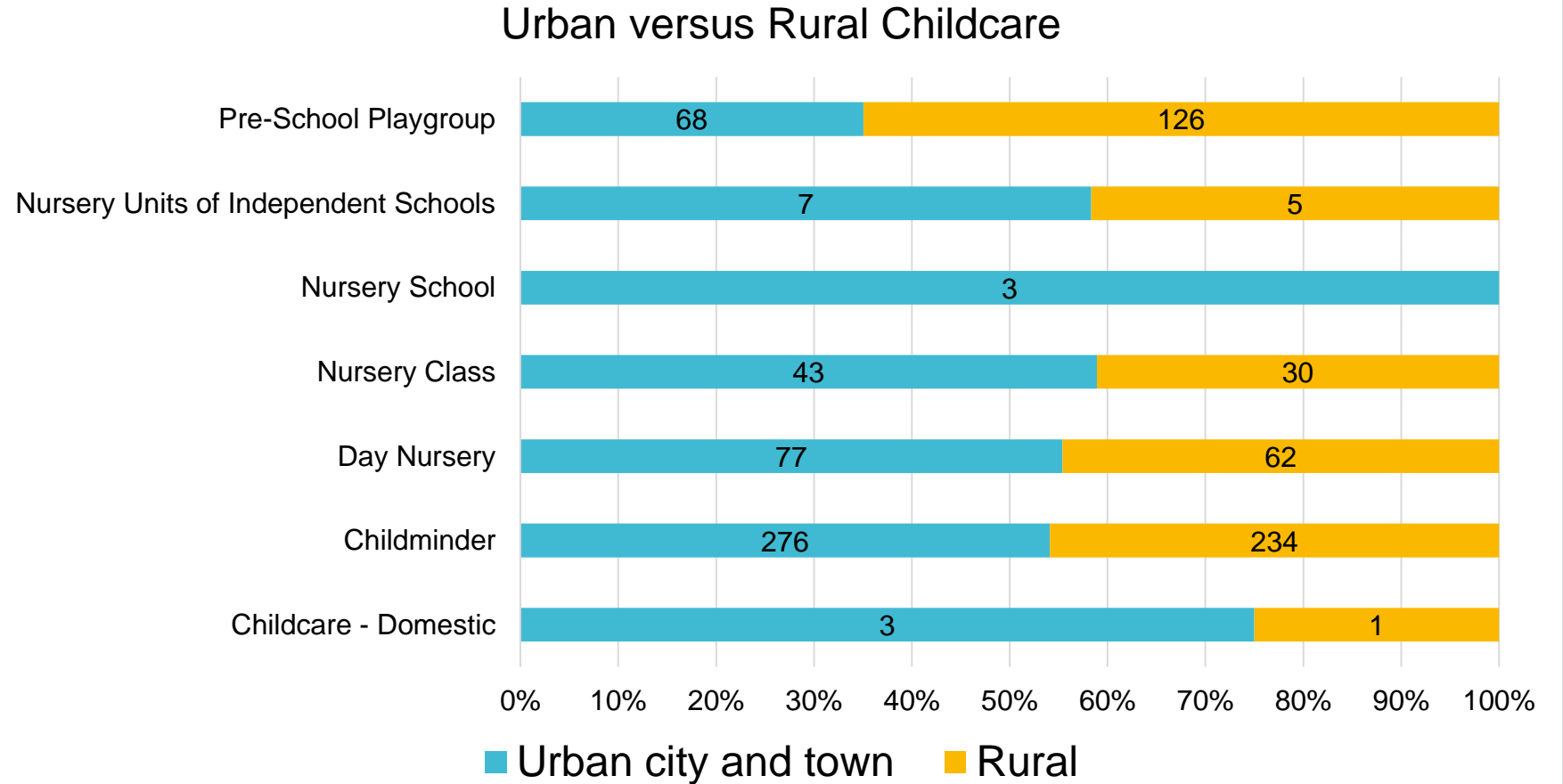
Supply

Accessibility
and Inclusion

Rurality

Rural childcare

- Just under half of families in Norfolk live in a rural area
- These children are largely served by voluntary pre-schools



Supply

Accessibility and Inclusion

SEND

Local Authorities have a statutory duty to promote equality of opportunity for children with special educational needs and disability (SEND)

Nationally it is recognised parents often find it difficult or challenging to access childcare, this may be due to parental confidence in the provider's ability to meet their child's individual needs

Research suggests some childcare providers may not be as confident in their own ability to meet the needs of children with high level medical need, particularly if they are a lone worker, such as a childminder

The Local Authority offers providers subsidised training, specialist equipment and access to advice and guidance to support the inclusion of all children

Information on childcare is available to all parents online. Additional information is available to parents of children with SEND via the Norfolk SEN Local Offer.

Children's Centres and a number of other services offer support to parents to gain access to the free early years entitlement

Supply

Accessibility and Inclusion

SEND Funding

Since April 2017 there is a statutory duty for all Local Authorities to provide an SEN Inclusion Fund

This funding is for early years providers to meet the individual needs of children with low level or emerging SEN who are in receipt of 3 and 4 year old Early Education. 382 Norfolk children were in receipt of this source of funding in Autumn 2017

For children with more complex need, additional funding support is provided via the High Needs Block. In Norfolk, complex need is determined by those that have an issued or agreed Education Health Care Plan. 45 Norfolk children were in receipt of funding in Autumn 2017

In April 2017, the Disability Access Fund (DAF) was introduced for early years providers to support children with Special Educational Needs & Disability (SEND). Its purpose is to remove 'barriers' which prevent children from accessing their free early education entitlement

To attract DAF, children must be receiving Disability Living Allowance and be in receipt of the 3 and 4 year early education entitlement. This funding is paid annually to the provider nominated by the parent/carer. 123 children have received a DAF payment to date (November 2017)

Supply

Accessibility

Family Information

- To help parents find childcare, improve accessibility and to meet the Local Authority's statutory requirements, Norfolk Family Information Officers within the Early Years Team provide guidance and information about childcare by providing a free online, telephone and face-to-face service for families with children age 0-19 (age 0-25 with additional needs)
 - <https://www.norfolk.gov.uk/children-and-families/send-local-offer/about-the-local-offer/meet-the-teams/norfolk-family-information-service-team>
- They maintain the details of over 1400 Ofsted registered childcare providers in Norfolk in the Childcare and Out of School Activities section on the online Norfolk Directory
 - <http://search3.openobjects.com/kb5/ncc/directory/results.page?directorychannel=1>
- They also provide the latest information and news for families, including local events and activities, via [Facebook](#), [Twitter](#) and [Instagram](#)

Supply

Out of school
Childcare

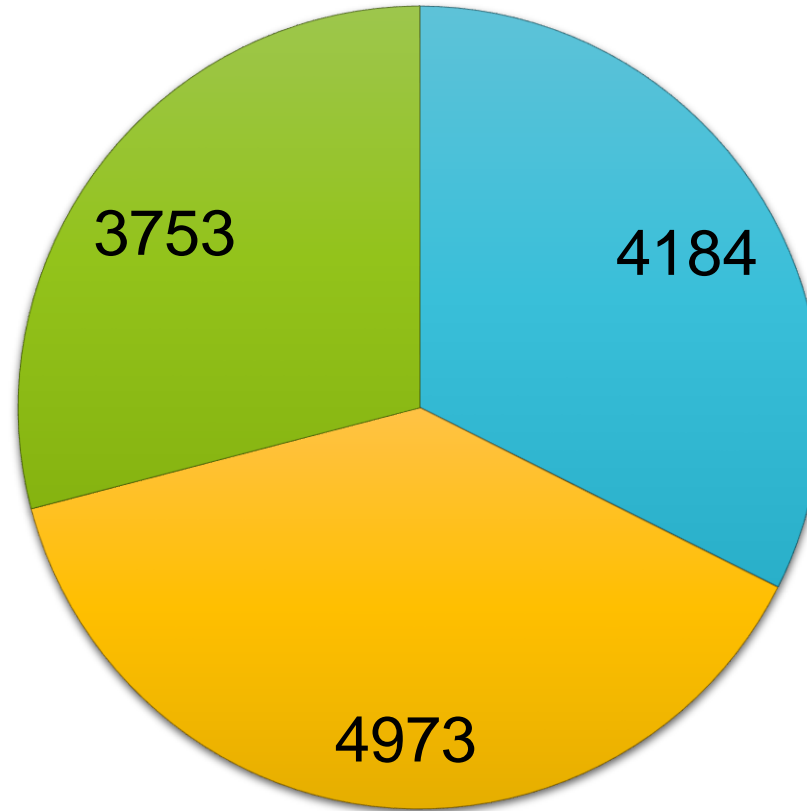


Supply

Out of school Childcare Places



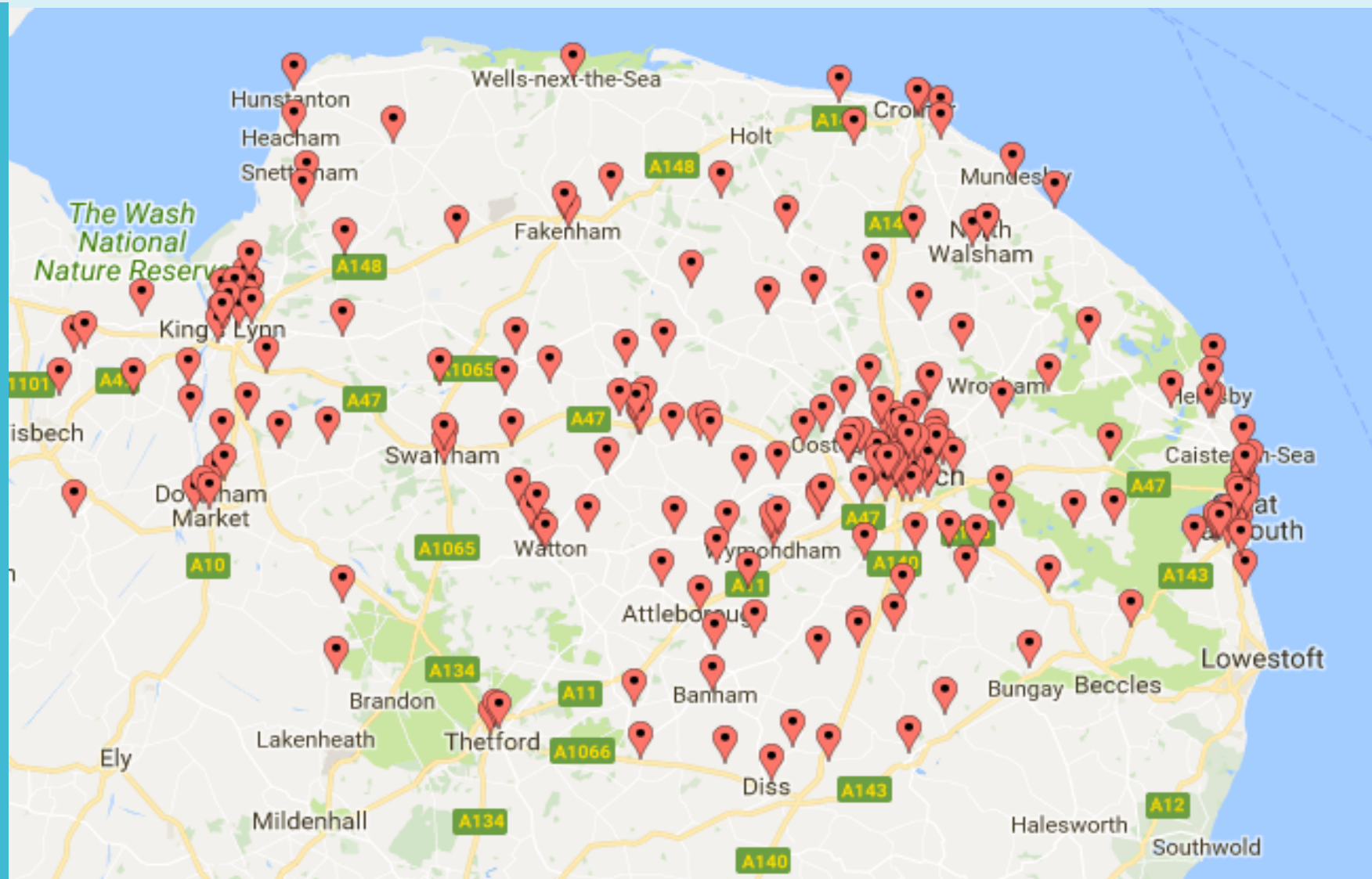
Norfolk Out of School Childcare Places in Norfolk November 2017



- After School Club
- Breakfast Club
- Holiday Playscheme

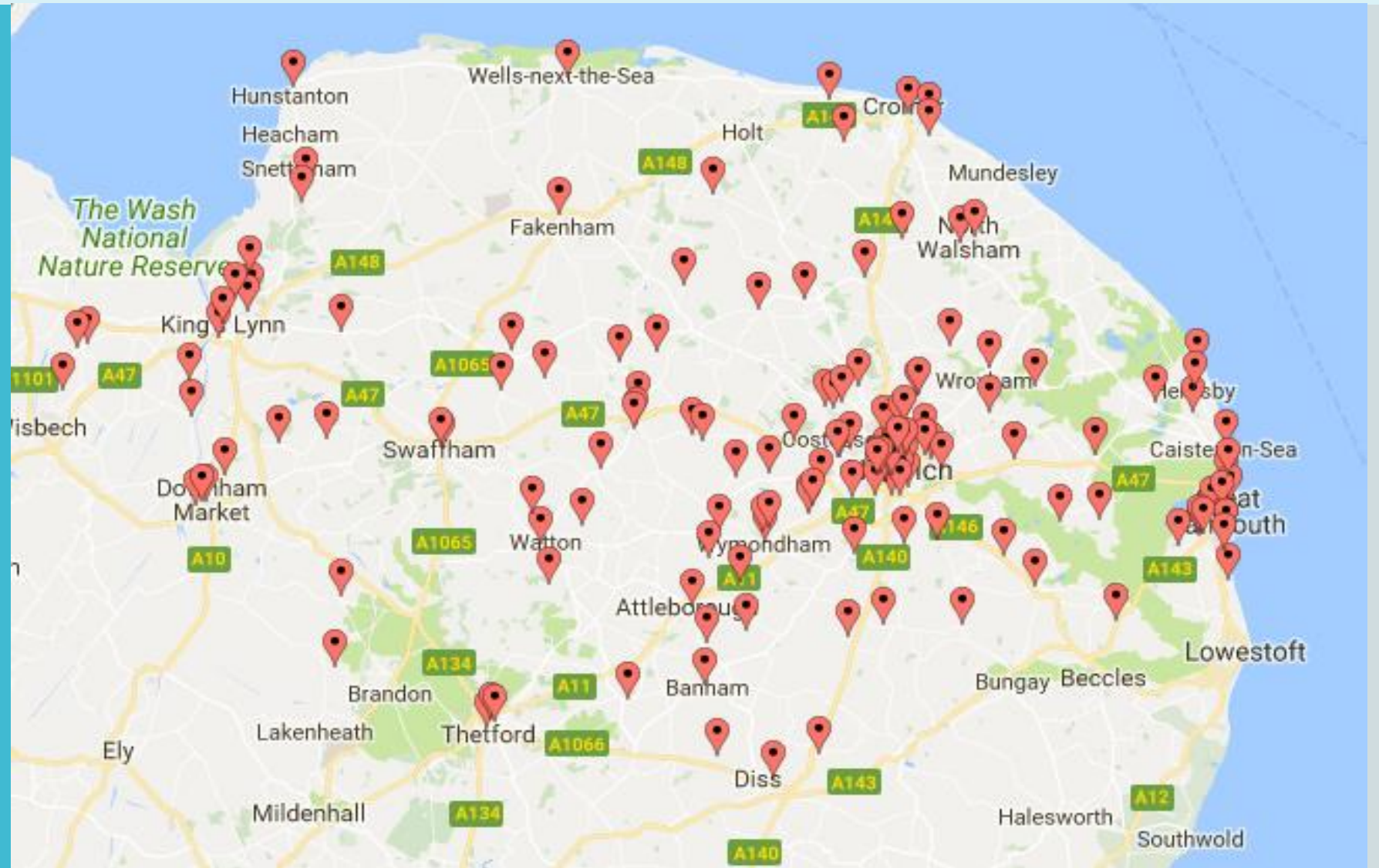
Supply

212 Breakfast
Clubs



Supply

154 After
School Clubs



Supply

80 Holiday Playschemes



Supply

Out of School Childcare in Norfolk

Provision

- Since 2016 the number of Out of School Childcare places has dropped by 9% (1249)
- 20% of Norfolk's schools have an Out of School club and only 4% host a Holiday playscheme, which is much lower than the national average
- 'Right to request' DfE guidance 2016 says that schools should be asking parents every year if they need childcare provision

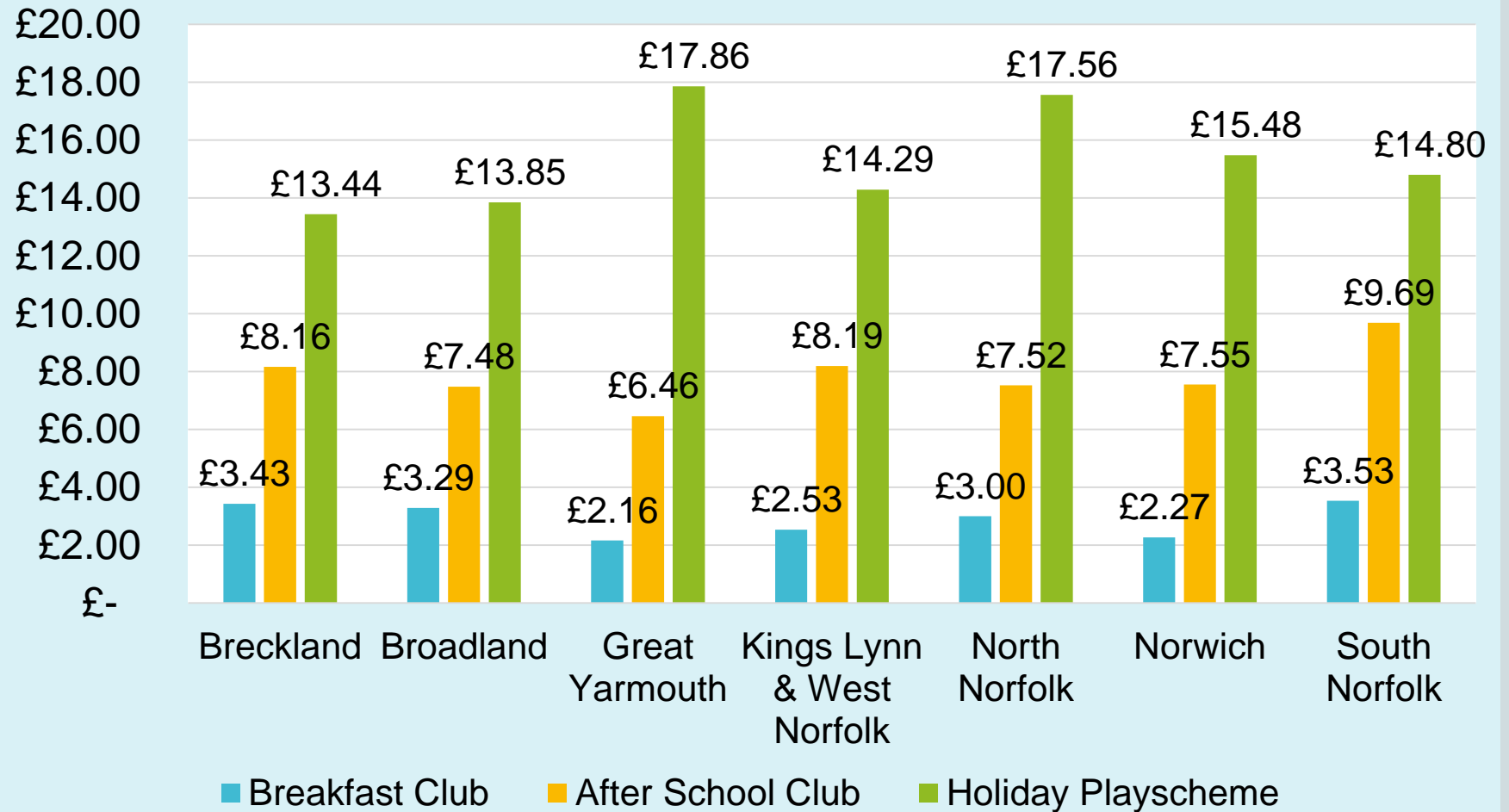


Supply

Out of school
Childcare

Charges

Out of School Charges per Session

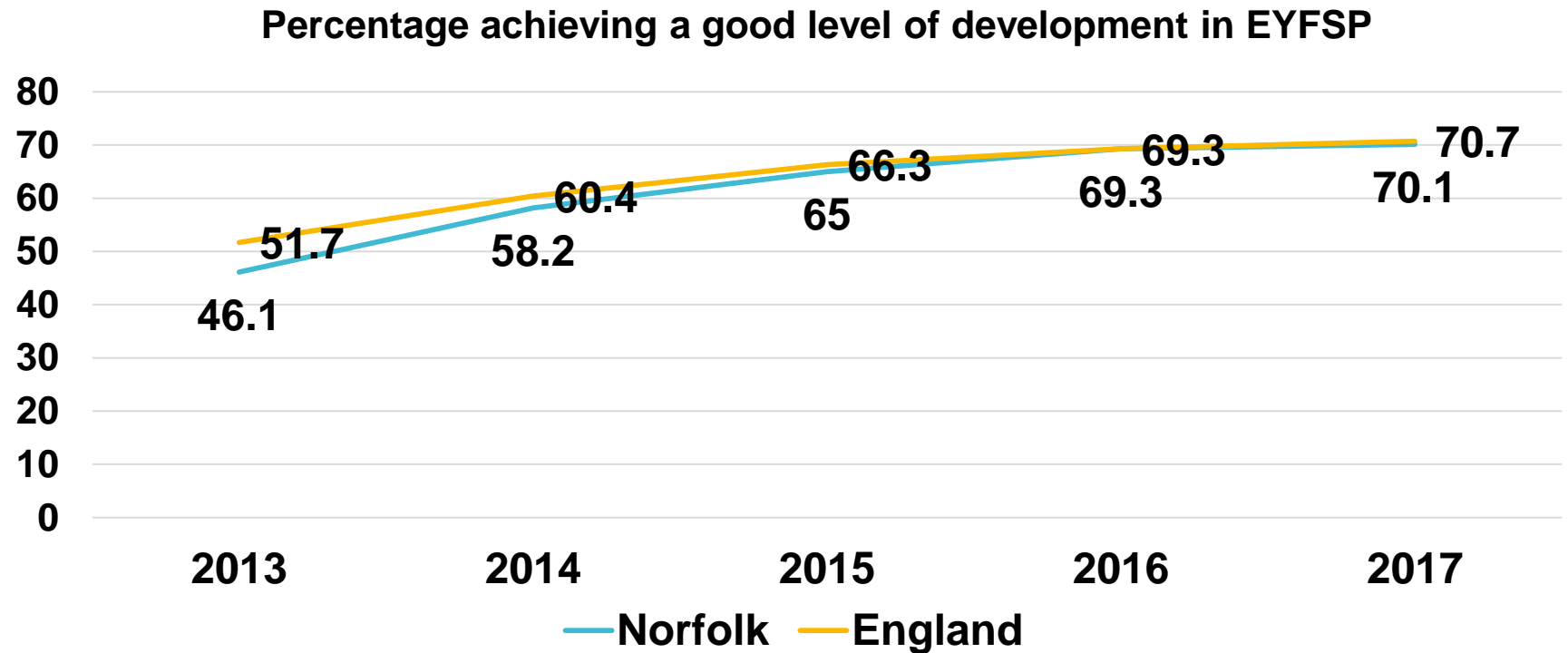


Outcomes for Norfolk's children

EYFSP



Comparison of children's results at the Early Years Foundation Stage



- 70.1% of Norfolk children achieved a good level of development – a slight increase of 0.8% from the previous year remaining in line with the national average

Actions



1. Continue to support parents seeking childcare
2. Provide information and support to parents on 30 hours entitlement
3. Encourage take up of funded childcare, particularly for Looked After Children and eligible two year olds
4. Continue to support providers with their business planning to adapt to the changing market
5. Using data to map SEND need and inform strategic planning and opportunities for future joint commissioning of services
6. Support parents of children with SEND to make informed choices regarding accessing their free childcare entitlement
7. Plan for pre-school growth within the Schools Growth Programme
8. Support the providers who were successful in bidding for the DfE 30 hours capital funding in opening their provision

References

December
2017

➤ Family Information

<https://www.norfolk.gov.uk/children-and-families/childcare-and-early-learning/family-information-service>

➤ Childcare Survey 2017 & Addendum for 3-4 year olds – Family & Childcare Trust

<https://www.familyandchildcaretrust.org/childcare-survey-2017>

➤ Nursery World

<https://www.nurseryworld.co.uk/>

➤ Starting Out Right; early education and looked after children – Family & Childcare Trust & University of Oxford Dec 16

<https://www.familyandchildcaretrust.org/starting-out-right-early-education-and-looked-after-children-0>